
Data: 28 febbraio 2023 **Ora:** 19:00
Oggetto: **Circolare Informativa nr. 3** **Documento:** 1.3

Da: Direttore di Gara
A: Concorrenti - Equipaggi - Ufficiali di gara

Pagine: 1 **Allegati:** 1 (4 pagine)


PERCORSO DELLE PC DA 6 A 10 - SETTORE 2

Le allegate 4 pagine descrivono il percorso tra il box 12 ed il box 15 di pagina 27 del Road book.

Distanze e Tempi imposti delle PC da 6 a 10 previste nel percorso.

- PC6 Montebello 1:	distanza = 0,09	Tempo Imposto = 00:18	Media = 18,00
- PC7 Montebello 2:	distanza = 0,05	Tempo Imposto = 00:12	Media = 15,00
- PC8 Montebello 3:	distanza = 0,09	Tempo Imposto = 00:17	Media = 19,06
- PC9 Montebello 4:	distanza = 0,26	Tempo Imposto = 00:43	Media = 21,77
- PC10 Montebello 5:	distanza = 0,18	Tempo Imposto = 00:40	Media = 16,20

Direttore di gara
Lucio De Mori



Date: 28.02.2023 **Time:** 19:00
Subject: **Bulletin no 3** **Document:** 1.3

From: Clerk of the course
To: Entrants - Crews - Officials

Pages: 1 **Attachments:** 1 (4 pages)


ROUTE OF PC/TT FROM 6 TO 10 - SECTOR 2

The Attachment (4 pages of RB) describes the route between box 12 and box 15, page 27 of the Road book.






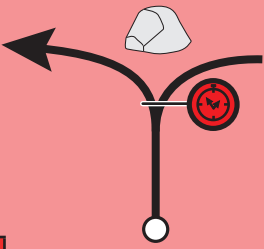


Distances and Target Times of the PC/TT


- PC/TT6 Montebello 1:	distance = 0,09	Target Time = 00:18	Average = 18,00
- PC/TT7 Montebello 2:	distance = 0,05	Target Time = 00:12	Average = 15,00
- PC/TT8 Montebello 3:	distance = 0,09	Target Time = 00:17	Average = 19,06
- PC/TT9 Montebello 4:	distance = 0,26	Target Time = 00:43	Average = 21,77
- PC/TT10 Montebello 5:	distance = 0,18	Target Time = 00:40	Average = 16,20

Clerk of the course
Lucio De Mori

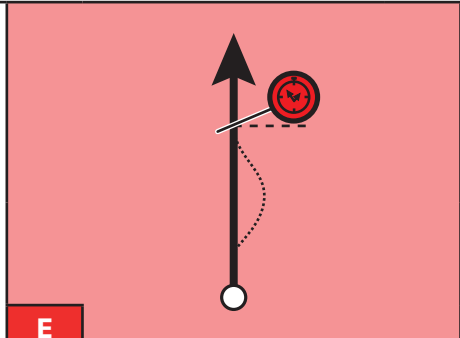

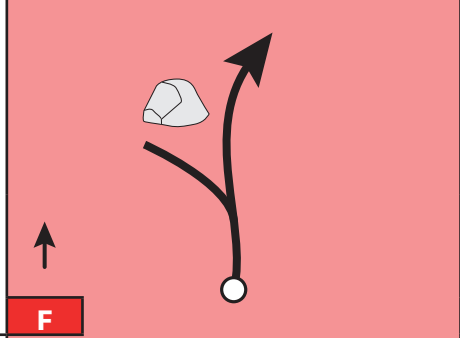
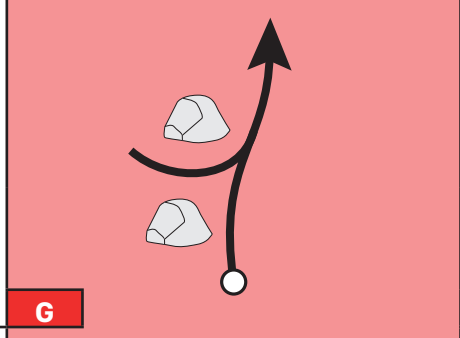
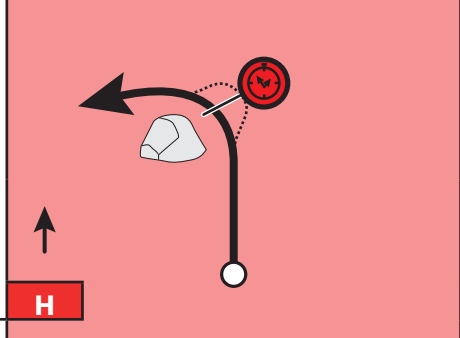

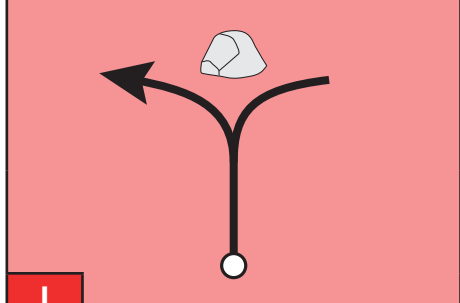
SETTORE Sector	2	CO TC	3 ST. MORITZ	Km
		CO TC	4 TARRENZ	TI TT
BULLETIN 3 - CIRCOLARE INFORMATIVA 3				Media Average


DISTANZA Distance	DIREZIONE Direction		INFORMAZIONI Information	Note	Dist Tot Repr Distance to TC
TOTALI Tot	PARZ Inter				

11,84	0,40				
		12			
11,91	0,07			INIZIO PC 6	
		A		N 46.46649 - E 009.92897	
12,00	0,09			FINE PC 6 INIZIO PC 7	
		B			
12,05	0,05			FINE PC 7 INIZIO PC 8	
		C			
12,09	0,04				
		D			

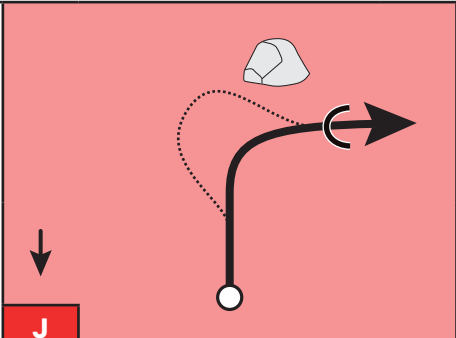
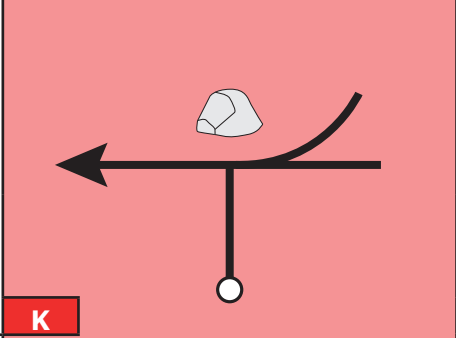
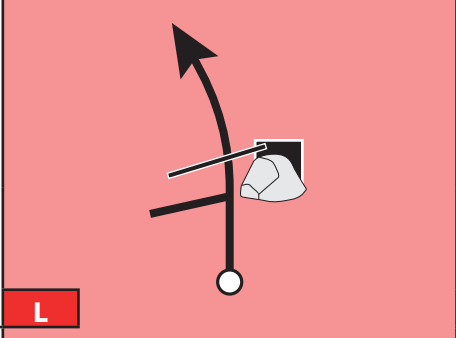
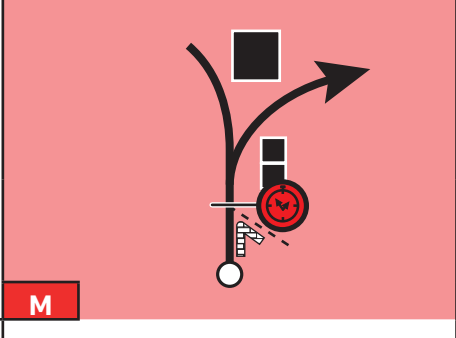

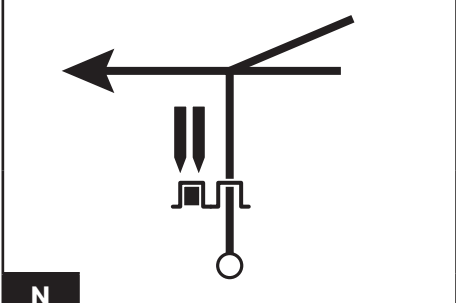
SETTORE Sector	2	CO TC	3 ST. MORITZ	Km
		CO TC	4 TARRENZ	TI TT
BULLETIN 3 - CIRCOLARE INFORMATIVA 3				Media Average

DISTANZA Distance	DIREZIONE Direction		INFORMAZIONI Information	Note	Dist Tot Repr Distance to TC
TOTALI Tot	PARZ Inter				

12,14	0,05			FINE PC 8 INIZIO PC 9		
12,23	0,09					
12,33	0,10					
12,40	0,07			FINE PC 9 INIZIO PC 10		
12,43	0,03					


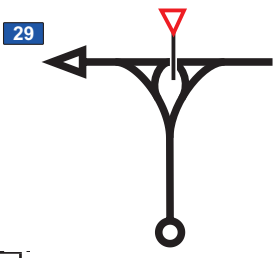
SETTORE Sector	2	CO TC	3 ST. MORITZ	Km
		CO TC	4 TARRENZ	TI TT
BULLETIN 3 - CIRCOLARE INFORMATIVA 3				Media Average

DISTANZA Distance		DIREZIONE Direction	INFORMAZIONI Information	Note	Dist Tot Repr Distance to TC
TOTALI Tot	PARZ Inter				

12,45	!! 0,02		!! DOWN HILL !! ATTENZIONE DISCESA		
12,48	0,03				
12,54	0,06				
12,58	0,04		 FINE PC 10 N 46.46525 - E 009.92953		
12,66	0,08				

LEG 0,07

SETTORE Sector	2	CO TC	3 ST. MORITZ	Km
		CO TC	4 TARRENZ	TI TT
BULLETIN 3 - CIRCOLARE INFORMATIVA 3				Media Average

DISTANZA Distance		DIREZIONE Direction	INFORMAZIONI Information	Note	Dist Tot Regr Distance to TC
TOTALI Tot	PARZ Inter				
12,73		 0			
14,56		 15			182,64