



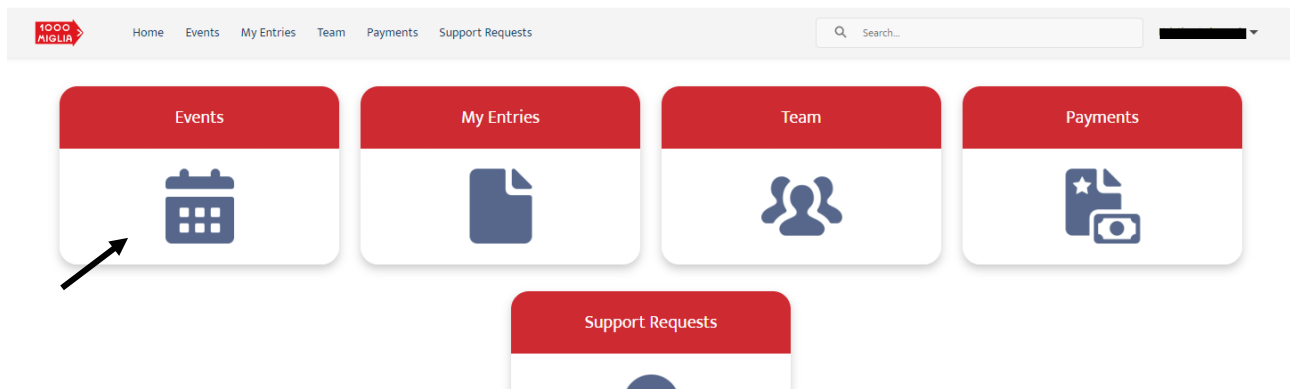
On-line registration forms are accessible in the appropriate section. Registration will close on 15th January 2026. Incomplete or inaccurate applications without the necessary documentation, including photographs, or without the payment of the entry fee will be discarded. The date on which deposits are received in the account of 1000 Miglia S.r.l. via credit card or bank transfer will be considered as the date of application.

Below please find the required details and other useful information to complete the process.

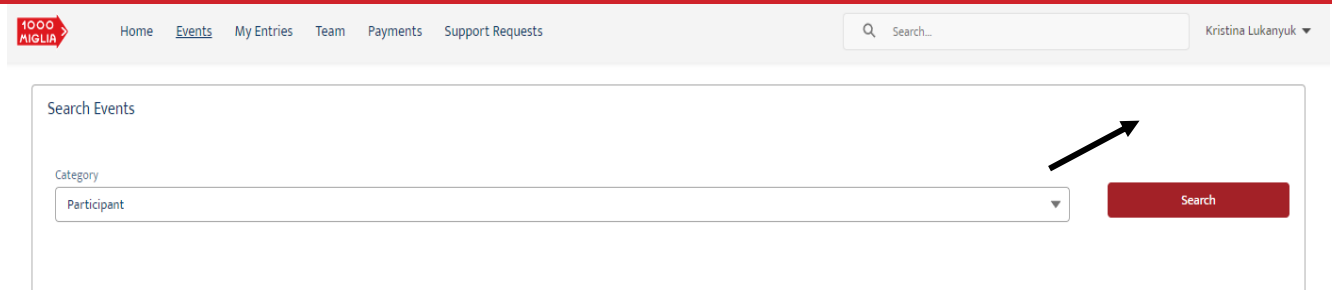
After registering on 1000 Miglia website at this link, <https://1000miglia.my.site.com/>, proceed as follows.

It is not possible to use the same email address for more than one user.

01 Login in your Reserved Area and click on "Events"



02 Select "Participant" and click on "Search"



03 Select the event and click on "Sign Up"

1000 MIGLIA > Home Events My Entries Team Payments Support Requests

Search...

Search Events

Category: Participant [Search]

Event name	Participant Registration Opening Date	Participant Registration Closing Date
Ferrari Tribute 1000 Miglia 2024	Dec 12, 2023	Oct 6, 2024

[Sign Up]

04 The following screen will appear, please click on "Complete Registration"

Case 00001719

Status: Entry fee selection | Contact Name: [Kristina Lukanyuk](#) | Event: [Ferrari Tribute 1000 Miglia 2024](#)

[Complete Registration]

Subscription Details | Participants | Candidate Cars | Payments | Additional Services | Documents Upload

Case Number: 00001719	Contact Name: Kristina Lukanyuk
Event: Ferrari Tribute 1000 Miglia 2024	Contact Mobile: 3314314553
Sponsor Team:	Contact Email: ina.cristina@hotmail.it
Entry Fee:	Status: Entry fee selection
Accepted/In Waiting List Car:	Race Number:
Sticker:	Total Order: 0,00 €
Payments	Billing Data:
Bank Data:	Refunded:
Paid: <input type="checkbox"/>	Refunded: <input type="checkbox"/>

05 Select the package and click on "Next"

Registration

Step 1/8
Select Package

Select Package

Bundle name	Price	Description
<input type="radio"/> BASIC ENTRY IN DOUBLE ROOM	€15,250.00	Participation in the competition after selection of the car. Hospitality for a crew of two people, including 4 nights (11-12-13-14 June) in a double room (not less than 4 stars), meals, prize giving ceremony
<input type="radio"/> SILVER ENTRY IN DOUBLE ROOM	€17,690.00	Participation in the competition after selection of the car. Hospitality for a crew of two people, including 6 nights (9-10-11-12-13-14 June) in a double room (not less than 4 stars), meals, prize giving ceremony
<input checked="" type="radio"/> GOLD ENTRY IN DOUBLE ROOM	€21,960.00	Participation in the competition after selection of the car. Hospitality for a crew of two people, including 6 nights (9-10-11-12-13-14 June) in a double room (not less than 4 stars), meals, prize giving ceremony

06 Fill in all the required info and click on "Next"

(the fields marked with the * are mandatory)

Registration

Step 2/8
Participant

Participant Registration

Personal Data

* Account Name	Salutation --None--	Registered type Physical Person
First Name	* Birthdate d MMM yyyy	
* Last Name	* Birthplace	
Company Name	* Gender Woman	
* Citizenship Italian	Tax Code Iknkry94p44s138z	
VAT Number	* Size S	
Nation Italy	Meals - allergies and intolerances	
Language English		

07 In case the co-driver is already known click on "Insert Contact" contatto

Registration

Step 3/8

Select Driver

Select 2 Driver

<input type="checkbox"/>	Full Name	Email	Mobile Phone	Driver Category	Registered
<input checked="" type="checkbox"/>	[REDACTED]	[REDACTED]	[REDACTED]		
<input type="checkbox"/>	[REDACTED]	[REDACTED]	[REDACTED]		

08 Once you have entered the co-driver information, select both drivers and click on "Select"

Registration

Step 3/8

Select Driver

Select 2 Driver

<input type="checkbox"/>	Full Name	Email	Mobile Phone	Driver Category	Registered
<input checked="" type="checkbox"/>	[REDACTED]	[REDACTED]	[REDACTED]		
<input checked="" type="checkbox"/>	[REDACTED]	[REDACTED]	[REDACTED]		

09 Choose the role for the driver and co-driver and click on "Save"

Change Role

Full Name [REDACTED]	Driver Category Driver
Full Name [REDACTED]	Driver Category Co-driver

10 Select both drivers and click on "Next"

Registration

Step 3/8

Select Driver

Select 2 Driver

<input checked="" type="checkbox"/>	Full Name	Email	Mobile Phone	Driver Category	Registered
<input checked="" type="checkbox"/>	[REDACTED]	[REDACTED]	[REDACTED]	Driver	<input checked="" type="checkbox"/>
<input checked="" type="checkbox"/>	[REDACTED]	[REDACTED]	[REDACTED]	Co-driver	<input checked="" type="checkbox"/>

Select Insert Contact Edit Contact Remove

Close Next

11 Vehicle Registration

If the vehicle has been correctly entered in the Registro 1000 Miglia and the annual fee is duly paid, you will have to fill in the code of the Registro 1000 Miglia WITHOUT ANY SPACES OR SYMBOLS (-). You can find this code on the first page of your Registro booklet or in your reserved area <https://login.registro1000miglia.it/it/login> Then click on "SEARCH"

Registration

Step 4/8

Race car

Car Registration

1000 Miglia Register Code

Search

Don't have the 1000 Miglia Registry Code?
Register your car in the 1000 Miglia Register!

Registration

Close Next

In case your vehicle is not in the Registro 1000 Miglia, please click on "Registration" and follow the instructions.

Registration

Step 4/8

Race car

Car Registration

1000 Miglia Register Code

Search

Don't have the 1000 Miglia Registry Code?
Register your car in the 1000 Miglia Register!

Registration

Close Next

The vehicle will appear and if you want to candidate only one car click on "Next"

Registration

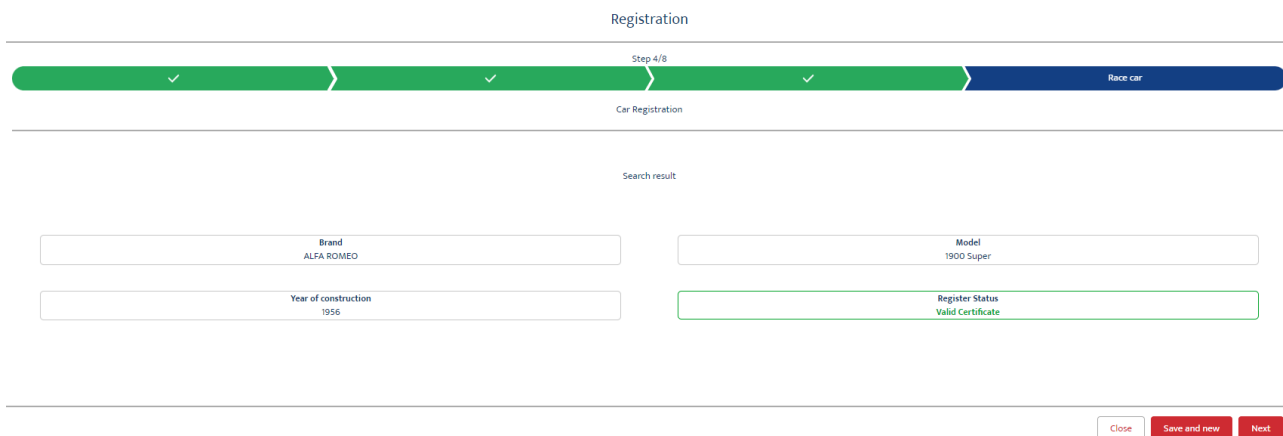
Step 4/8

Car Registration

Search result

Brand ALFA ROMEO	Model 1900 Super
Year of construction 1956	Register Status Valid Certificate

Close Save and new Next



If you want to candidate more than one vehicle, click on "Save and new" and proceed as above.

Registration

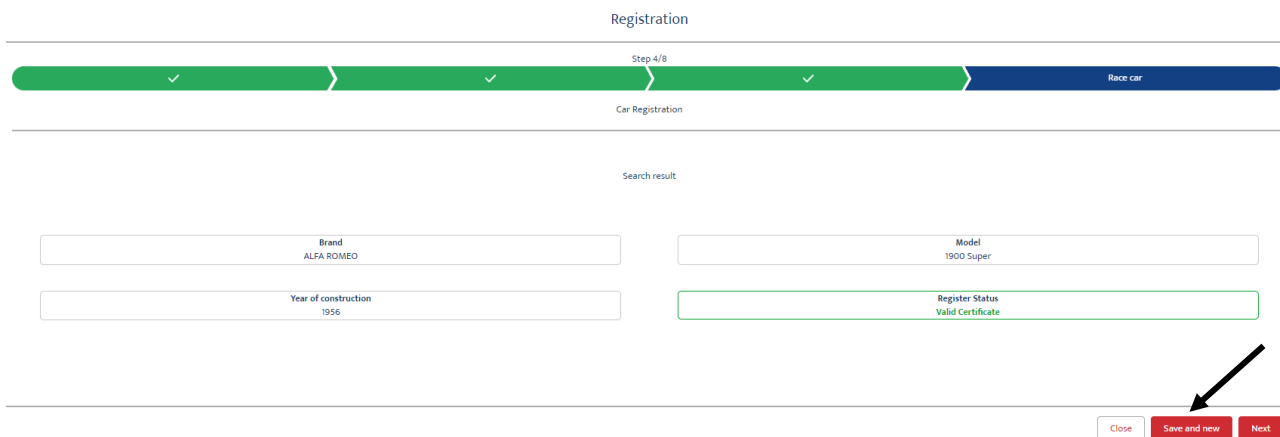
Step 4/8

Car Registration

Search result

Brand ALFA ROMEO	Model 1900 Super
Year of construction 1956	Register Status Valid Certificate

Close Save and new Next



12 Bank Data

Fill in your bank data (necessary for the entry fee refund) and click on "SAVE"
(the fields marked with the * are mandatory)

Insert bank data

*Name	*Bank Account Nationality
<input type="text"/>	<input type="text"/>
*Last Name	*IBAN
<input type="text"/>	<input type="text"/>
*Email	*Bank Account Number
<input type="text"/>	<input type="text"/>
*Address	*Account Holder
<input type="text"/>	<input type="text"/>
*City	*SWIFT/ BIC
<input type="text"/>	<input type="text"/>

If you have already filled in the required bank data, select it and click on "NEXT"

Registration

Step 5/8

Bank data

Select bank data

Account Holder	IBAN	SWIFT/ BIC	Bank Account Nationality
<input type="text"/>	<input type="text"/>	<input type="text"/>	Italia

13 Billing Data

Choose between 'Physical person' and 'Legal person' and click on 'Select'

Insert billing data

Physical Person
Physical Person
Legal Person

Select

Fill in the billing data necessary for the invoice and click on "Insert"
(the fields marked with the * are mandatory)

Insert billing data

Information

*Name	<input type="text"/>	*Email	<input type="text"/>
*Last Name	<input type="text"/>	*Birthplace	<input type="text"/>
Tax Code	<input type="text"/>	*Birthdate	<input type="text"/>
*City	<input type="text"/>	*Address	<input type="text"/>
*Postal Code	<input type="text"/>	*Country	<input type="text"/>

Company data

Company Name	<input type="text"/>	VAT Number	<input type="text"/>
SDI Code	<input type="text"/>	CEM	<input type="text"/>

Insert

If you have already filled in the required billing data, select it and click on "NEXT"

Registration

Step 6/8

Billing data

Select billing data

Name	Last Name	Company Name	City
<input type="text"/>	<input type="text"/>	<input type="text"/>	<input type="text"/>

Insert

Close

Next

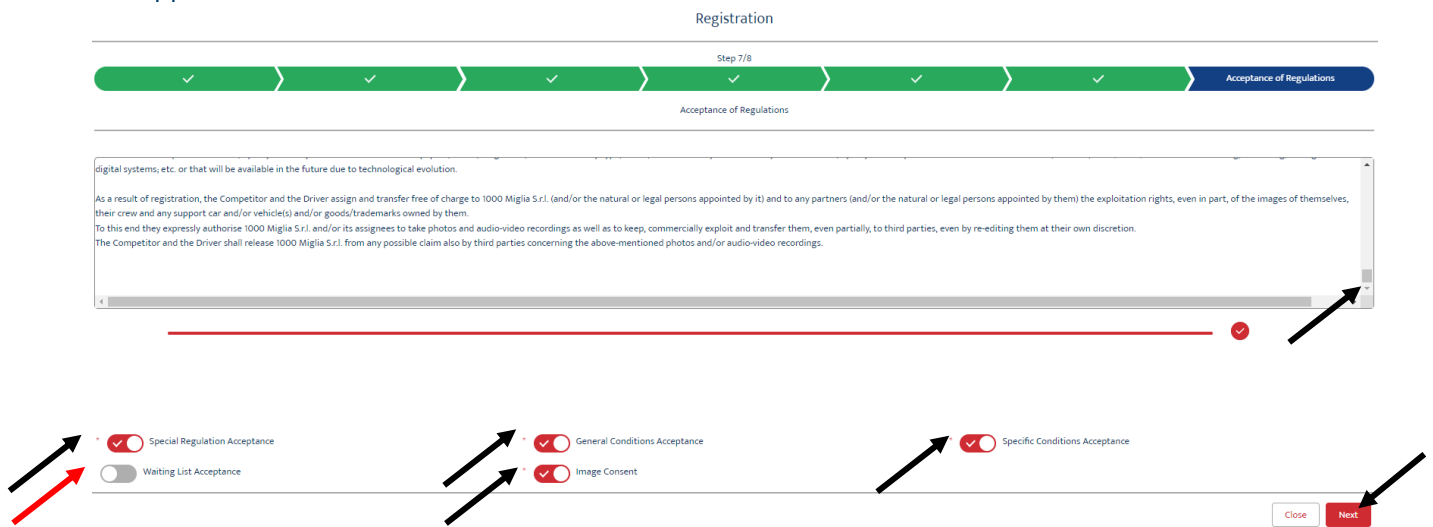
14 Regulations Acceptance

Please go through the regulation by scrolling the toolbar on the right and accept the mandatory conditions and then click on "NEXT"

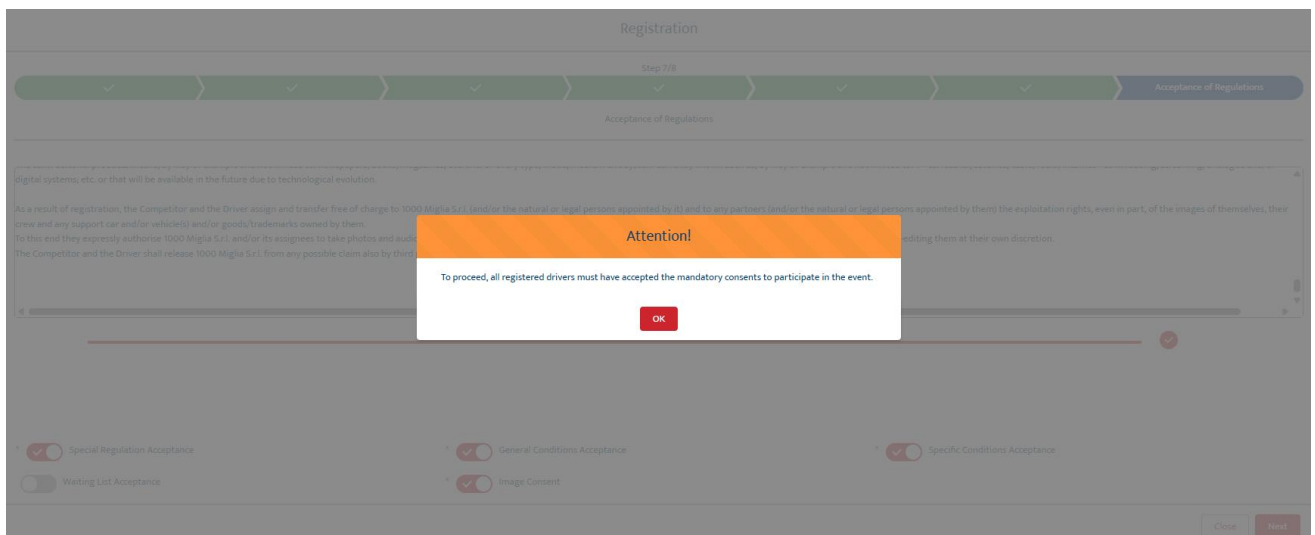
The acceptance of the regulations marked with the * is mandatory; if you want, it is also possible to accept the Waiting List.

At the completion of this step, the system will send an email with the recap of the Entry.

It is necessary that driver and co-driver accept regulations and conditions in order to go on with the application.



If the drivers have not accepted the Terms and Conditions yet, the below message will appear and the registration will be blocked until the acceptance has been completed.



The entrant will have to:

- Click on 'Ok';
- Make sure that the drivers accept the Terms and Conditions;
- go to the registration, click again on 'Complete registration' and go through the Regulations by scrolling the toolbar on the right; accept the Conditions and then click on Next.

The conditions marked with the * are mandatory.

When this step is complete, the system will send an email with the registration recap.

If the drivers do not have the possibility to check immediately their email and as a consequence cannot accept Terms and Regulations, the participant will have to click on 'Ok' and complete the registration in a second time.

When the drivers have accepted Terms and Conditions, the entrant will have to:

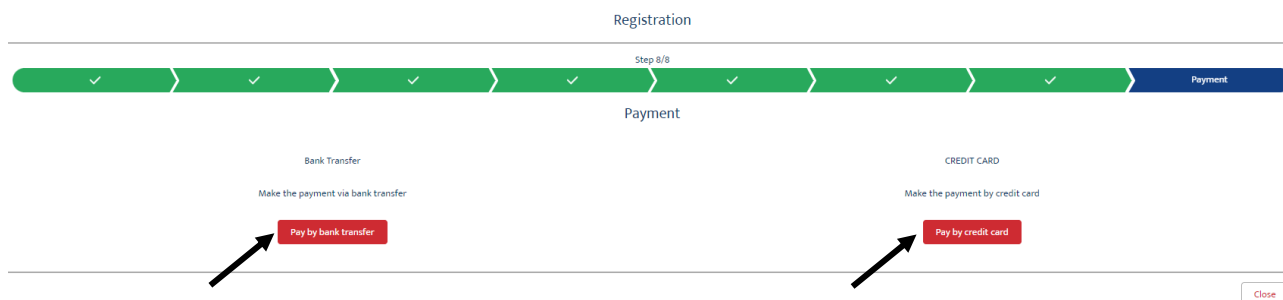
- Go to the Reserved Area
- Click on My Entries'
- Click on the Case Number
- Click 'Complete Registration'
- Go through the Regulations by scrolling the toolbar on the right, accept all Conditions and then click on 'Next'

The conditions marked with the * are mandatory.

At the completion of this step, the system will send an email with the registration recap.

15 Payment

Select the method of payment you prefer by clicking on "PAY BY BANK TRANSFER" or "PAY BY CREDIT CARD" and complete the entry by making the payment.



When the payment has been received by 1000 Miglia, the system will send a confirmation email.

NEWS



1000 MIGLIA SRL



Dear [REDACTED]

Thank you for registering for the most beautiful race in the world.

Your payment of deposit has been successfully credited to our account.

Please, note that the date of your registration coincides with the date of accreditation of the deposit on the bank account of 1000 Miglia S.r.l..

We take this opportunity to remind you that you can verify online whether you have been selected to take part by accessing your personal area on our website within the [REDACTED]

We will send you formal confirmation to the e-mail address you specified in the entrant section.

Should we fail to accept your application, we undertake to refund the deposit to your credit card or by bank transfer by [REDACTED].

We remain at your complete disposal for any information, clarification or support that may be necessary please contact us at participants@1000miglia.it.

Kind regards,
1000 Miglia s.r.l.

2023 Copyright 1000 Miglia S.r.l. All rights reserved.
1000 Miglia S.r.l. Via Enzo Ferrari, 4/6 - 25134 Brescia, Tel. 030 2318211 - Codice Fiscale e P. IVA 0344020964



1000 MIGLIA SRL




The status of the Entry will be changed into "To Be Evaluated".
The Entry information will no longer be modifiable by the entrant.

Status: To be evaluated
Contact Name: [REDACTED]
Event: [Ferrari Tribute 1000 Miglia 2024](#)



Subscription Details | Participants | Candidate Cars | Payments | Additional Services | Documents Upload

Case Number	00001717	Contact Name	[REDACTED]
Event	Ferrari Tribute 1000 Miglia 2024	Contact Mobile	[REDACTED]
Sponsor Team		Contact Email	[REDACTED]
Entry Fee	Gold	Status	To be evaluated 
Accepted/In Waiting List Car		Race Number	
Sticker		Total Order	21.960,00 €



∨ Payments

Bank Data	DBA 0000034	Billing Data	DFA 0000045
Paid	<input checked="" type="checkbox"/>	Refunded	<input type="checkbox"/>

